

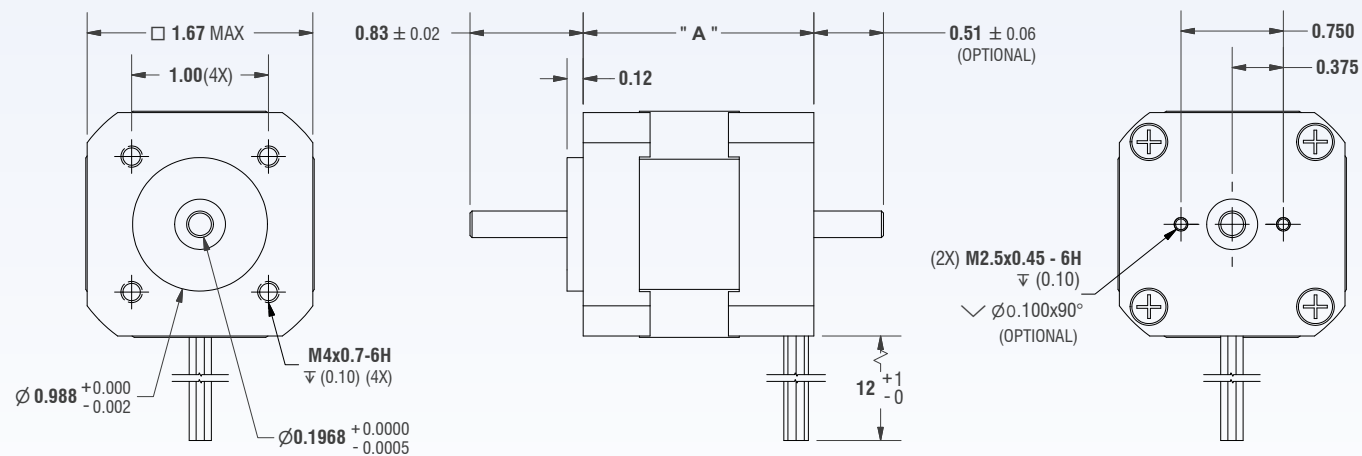
- Standard Torque Motor
- High Speed
- High Efficiency
- Additional Windings Available

SPECIFICATIONS

Dimension "A" Inches (mm)	Model Number	Rated Torque (oz-in)	Rated Voltage (VDC)	Rated Speed (RPM)	Rated Power (Watts)	Rated Current (Amps)	Peak Torque (oz-in)	Peak Current (Amp)	Torque Constant Kt (oz-in/Amp)	Back EMF Constant Ke (Vpeak/kRPM)	Resistance (ohms)	Inductance (mH)	Rotor Inertia (oz-in ²)	Weight lbs (kg)
1.7" max (43 mm)	BL17B17-03	10	24	4000	30	2.1	26.91	5.4	5	3.8	1.5	2	0.13	0.54 (0.25)
2.4" max (62 mm)	BL17B24-04	17	24	4000	50	3.6	53.81	10.6	4.75	3.1	0.75	1.3	0.26	0.94 (0.43)
3.2" max (82 mm)	BL17B32-02	31	24	4000	92	6.1	79.3	15.5	5.1	3.6	0.49	0.64	0.39	1.31 (0.60)
3.9" max (100 mm)	BL17B40-02	41	24	4000	121	8.1	106.21	20	5.1	3.7	0.32	0.46	0.52	1.74 (0.80)

- Please complete our application data sheet on page 116 for different windings.
- Performance, use, and appearance specifications of the products listed here are subject to change without notice.
- For operating temperatures, see page 114.

DIMENSIONS



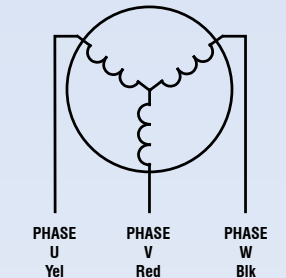
* Rear shaft and encoder holes are optional features. All standard double shaft motors come with encoder holes on rear end cap. Visit Lin Engineering's web site for dimension updates.

WIRING DIAGRAM

WINDING TYPE	STAR CONNECTION
Hall Effect angle:	120° electrical angle
Number of rotor poles:	8
Number of Phases:	3
Radial Play:	0.06 mm @ 450 g
End Play:	0.08 mm @ 450 g
Max. radial force:	15 N @ 20 mm from flange
Max. axial force:	10 N
Insulation class:	Class B
Dielectric strength:	500VDC for 1 minute
Insulation resistance:	100M Ω Min. 500VDC
Ambient Temperature:	-20 to 50°C
Storage Temperature:	-20 to 100°C
Operating Temperature:	-20 to 50°C
Humidity Range:	85% (RH) non-condensing
Lead Wire AWG:	UL1007, AWG 20
Direction of rotation:	CCW

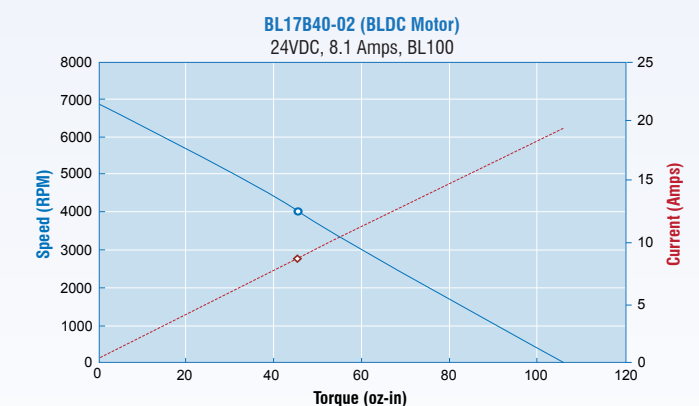
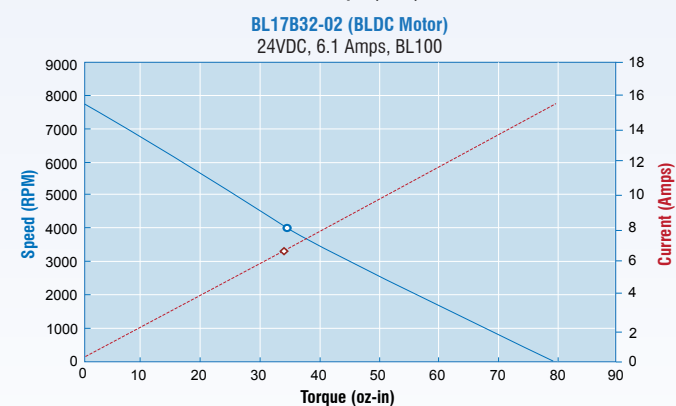
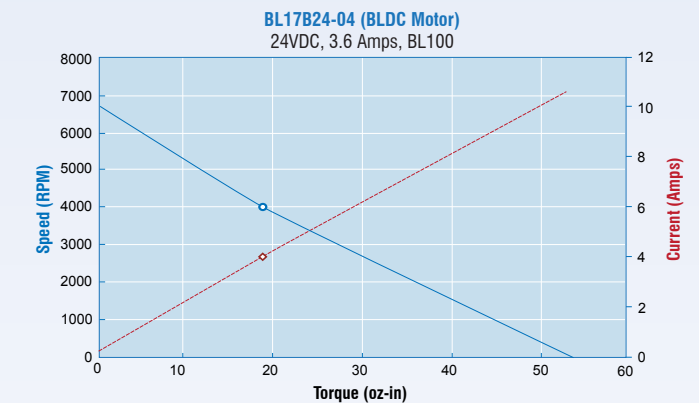
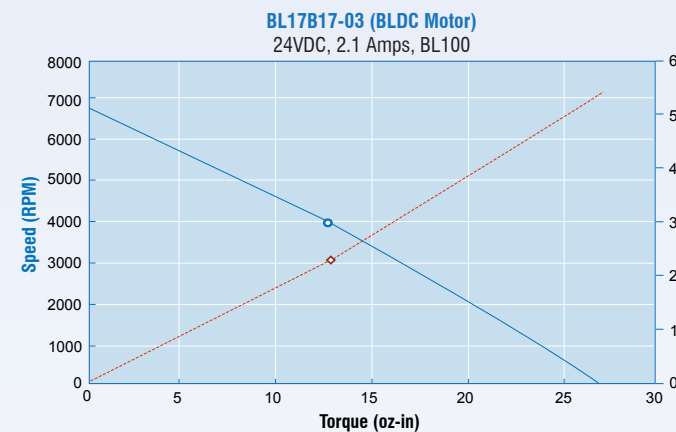
STAR CONNECTION

WIRE COLOR	DESCRIPTION
red/white	Hall Supply
blue	Hall A
green	Hall B
white	Hall C
black/white	Hall Ground
yellow	Phase A (U)
red	Phase B (V)
black	Phase C (W)



H1 blue	H1 green	H3 white	U yellow	V red	W black	CCW
0	1	0	L	X	H	↓
1	1	0	X	L	H	
1	0	0	H	L	X	
1	0	1	H	X	L	
0	0	1	X	H	L	
0	1	1	L	H	X	

TORQUE CURVES



- Rated Torque at Rated Speed
- - -◇- - - Rated Torque at Rated Current